

District: Yukon-Koyukuk School District

SUBJECT: ENGLISH LANGUAGE ARTS

Test Date: Spring 2021

Achievement Level Summary

Group	# Tested	% in Each Level			
District	187	54.0	26.7	16.0	3.2
State	44,444	36.5	24.0	27.7	11.9

Far Below Proficient
 Below Proficient
 Proficient
 Advanced

Achievement Level Summary | By Grade

Grade	Group	# Tested	% in Each Level			
3	District	24	58.3	20.8	12.5	8.3
	State	6,793	40.9	23.1	25.2	10.8
4	District	22	68.2	22.7	9.1	0.0
	State	6,797	35.4	27.5	25.7	11.4
5	District	29	34.5	44.8	17.2	3.4
	State	6,791	31.6	30.1	30.4	7.9
6	District	38	50.0	21.1	28.9	0.0
	State	6,697	34.9	18.2	34.2	12.7
7	District	34	58.8	17.6	17.6	5.9
	State	6,180	34.4	23.0	28.8	13.7
8	District	23	52.2	39.1	8.7	0.0
	State	5,772	35.2	25.8	27.8	11.2
9	District	17	64.7	23.5	5.9	5.9
	State	5,414	44.1	19.6	20.2	16.1

Far Below Proficient
 Below Proficient
 Proficient
 Advanced

District: Yukon-Koyukuk School District

SUBJECT: ENGLISH LANGUAGE ARTS

Test Date: Spring 2021

Achievement Levels















Overall scores on the PEAKS Assessment are divided into four achievement levels: Advanced, Proficient, Below Proficient, and Far Below Proficient.

Scale Scores

The number of students, median scale score, mean scale score, and the standard error of the mean are reported at the district and state level in the table below. The median is the middle score in the ordered list of all students' scale scores and is shown by the colored bar. The —●— symbol shows the mean, or average, of all the students' scale scores; the dark circle is the mean and the lines on either side of the circle represent two standard errors of the mean.

For more information on the report, please see the Educator and Parent Guides to Reports on the PEAKS webpage: education.alaska.gov/assessments/peaks

Score Summary — By Grade

Grade	Group	# Tested	Scale Score Median/Mean	400	450	500	550	600
3	District	24	456/462					
	State	6,793	477/480					
4	District	22	456/463					
	State	6,797	485/487					
5	District	29	469/476					
	State	6,791	485/486					
6	District	38	474/478					
	State	6,697	494/496					
7	District	34	460/475					
	State	6,180	490/493					
8	District	23	462/463					
	State	5,772	486/488					
9	District	17	447/458					
	State	5,414	480/483					

District: Yukon-Koyukuk School District

SUBJECT: ENGLISH LANGUAGE ARTS

Test Date: Spring 2021

Performance by Reporting Category

The table below shows how the performance of the district and state compared to the state standard for proficiency on specific areas of the English Language Arts test.

Grade	# Tested	English Language Arts Reporting Category	District	State
3	24	Reading	▼	▼
		Key Ideas and Details	▼	▼
		Craft and Structure/Integration of Knowledge and Ideas	▼	▼
		Literary Text	▼	▼
		Informational Text	▼	▼
		Writing	▼	▼
		Text Types and Purposes	▼	▼
		Distribution and Production/Research	▼	▼
		Language	▼	▼
4	22	Reading	▼	▼
		Key Ideas and Details	▼	▼
		Craft and Structure/Integration of Knowledge and Ideas	▼	▼
		Literary Text	▼	▼
		Informational Text	▼	▼
		Writing	▼	▼
		Text Types and Purposes	▼	▼
		Distribution and Production/Research	▼	▼
		Language	▼	▼
5	29	Reading	▼	▼
		Key Ideas and Details	▼	▼
		Craft and Structure/Integration of Knowledge and Ideas	▼	▼
		Literary Text	▼	▼
		Informational Text	▼	▼
		Writing	▼	▼
		Text Types and Purposes	▼	▼
		Distribution and Production/Research	▼	▼
		Language	▼	▼
6	38	Reading	▼	▼
		Key Ideas and Details	▼	▼
		Craft and Structure/Integration of Knowledge and Ideas	≡	▼
		Literary Text	▼	▼
		Informational Text	▼	▼
		Writing	▼	▼
		Text Types and Purposes	▼	▼
		Distribution and Production/Research	▼	▼
		Language	▼	▼

Performance Results Key

The district or state

▲ *did better than* the state standard for proficiency.

≡ *did about as well as* the state standard for proficiency.

▼ *did not do as well as* the state standard for proficiency.

■ *did not attempt any items in this category.*

District: Yukon-Koyukuk School District

SUBJECT: ENGLISH LANGUAGE ARTS

Test Date: Spring 2021

Performance by Reporting Category, Cont.

The table below shows how the performance of the district and state compared to the state standard for proficiency on specific areas of the English Language Arts test.

Grade	# Tested	English Language Arts Reporting Category	District	State
7	34	Reading	▽	▽
		Key Ideas and Details	≡	▽
		Craft and Structure/Integration of Knowledge and Ideas	▽	▽
		Literary Text	≡	▽
		Informational Text	▽	▽
		Writing	▽	▽
		Text Types and Purposes	▽	▽
		Distribution and Production/Research	▽	▽
		Language	▽	▽
8	23	Reading	▽	▽
		Key Ideas and Details	▽	▽
		Craft and Structure/Integration of Knowledge and Ideas	▽	≡
		Literary Text	▽	▽
		Informational Text	▽	▽
		Writing	▽	▽
		Text Types and Purposes	▽	▽
		Distribution and Production/Research	▽	▽
		Language	▽	▽
9	17	Reading	▽	▽
		Key Ideas and Details	▽	▽
		Craft and Structure/Integration of Knowledge and Ideas	▽	▽
		Literary Text	▽	▽
		Informational Text	▽	▽
		Writing	▽	▽
		Text Types and Purposes	▽	▽
		Distribution and Production/Research	▽	▽
		Language	▽	▽

Performance Results Key

The district or state

△ *did better than* the state standard for proficiency.

≡ *did about as well as* the state standard for proficiency.

▽ *did not do as well as* the state standard for proficiency.

■ *did not attempt any items in this category.*

District: Yukon-Koyukuk School District

SUBJECT: MATHEMATICS

Test Date: Spring 2021

Achievement Level Summary

Group	# Tested	% in Each Level			
District	188	41.5	45.2	11.7	1.6
State	44,000	29.1	38.6	25.9	6.5

Far Below Proficient

Below Proficient

Proficient

Advanced

Achievement Level Summary | By Grade

Grade	Group	# Tested	% in Each Level			
3	District	24	41.7	41.7	8.3	8.3
	State	6,746	26.8	35.3	27.9	9.9
4	District	22	27.3	54.5	18.2	0.0
	State	6,730	24.3	39.1	29.3	7.3
5	District	29	44.8	37.9	17.2	0.0
	State	6,750	30.3	36.2	27.6	5.9
6	District	38	34.2	50.0	15.8	0.0
	State	6,666	20.3	47.3	27.7	4.7
7	District	34	44.1	44.1	8.8	2.9
	State	6,135	36.3	35.9	22.4	5.4
8	District	23	43.5	52.2	4.3	0.0
	State	5,707	28.7	45.3	20.8	5.2
9	District	18	61.1	33.3	5.6	0.0
	State	5,266	39.4	29.9	23.6	7.1

Far Below Proficient

Below Proficient

Proficient

Advanced

District: Yukon-Koyukuk School District

SUBJECT: MATHEMATICS

Test Date: Spring 2021

Achievement Levels















Overall scores on the PEAKS Assessment are divided into four achievement levels: Advanced, Proficient, Below Proficient, and Far Below Proficient.

Scale Scores

The number of students, median scale score, mean scale score, and the standard error of the mean are reported at the district and state level in the table below. The median is the middle score in the ordered list of all students' scale scores and is shown by the colored bar. The —●— symbol shows the mean, or average, of all the students' scale scores; the dark circle is the mean and the lines on either side of the circle represent two standard errors of the mean.

For more information on the report, please see the Educator and Parent Guides to Reports on the PEAKS webpage: education.alaska.gov/assessments/peaks

Score Summary — By Grade

Grade	Group	# Tested	Scale Score Median/Mean	400	450	500	550	600
3	District	24	462/471					
	State	6,746	484/491					
4	District	22	473/477					
	State	6,730	486/491					
5	District	29	462/467					
	State	6,750	480/487					
6	District	38	465/471					
	State	6,666	481/486					
7	District	34	456/459					
	State	6,135	467/476					
8	District	23	452/452					
	State	5,707	466/475					
9	District	18	435/445					
	State	5,266	466/476					

District: Yukon-Koyukuk School District

SUBJECT: MATHEMATICS

Test Date: Spring 2021

Performance by Reporting Category

The table below shows how the performance of the district and state compared to the state standard for proficiency on specific areas of the mathematics test.

Grade	# Tested	Mathematics Reporting Category	District	State
3	24	Number and Operations in Base Ten	▼	▼
		Number and Operations—Fractions	▼	▼
		Operations and Algebraic Thinking	▼	▼
		Geometry and Measurement	▼	▼
4	22	Number and Operations in Base Ten	▼	▼
		Number and Operations—Fractions	▼	▼
		Operations and Algebraic Thinking	▼	▼
		Geometry and Measurement	▼	▼
5	29	Number and Operations in Base Ten	≡	▼
		Number and Operations—Fractions	▼	▼
		Operations and Algebraic Thinking	▼	▼
		Geometry and Measurement	▼	▼
6	38	The Number System	▼	▼
		Ratios and Proportional Relationships	▼	▼
		Expressions and Equations	▼	▼
		Geometry	▼	▼
		Statistics and Probability	▼	▼
7	34	The Number System	▼	▼
		Ratios and Proportional Relationships	▼	▼
		Expressions and Equations	▼	▼
		Geometry	▼	▼
		Statistics and Probability	▼	▼
8	23	Numbers, Expressions, and Equations	▼	▼
		Functions	▼	▼
		Geometry	▼	▼
		Statistics and Probability	▼	▼
9	18	Number and Quantity	▼	▼
		Algebra	▼	▼
		Functions	▼	▼
		Statistics and Probability	▼	▼

Performance Results Key

The district or state

▲ *did better than* the state standard for proficiency.

≡ *did about as well as* the state standard for proficiency.

▼ *did not do as well as* the state standard for proficiency.

■ *did not attempt any items in this category.*